

This introduction provides an overview of the transit information you will be able to access from this page, as well as a few navigational tips to help make your trip around this site that much easier.

Tips for Easy Navigation

- Visit the [Valley Metro System Map](#) for an overview of Valley Metro's service area, and to find the bus route that serves your travel area.
- Valley Metro's transit services include local, express/RAPID, and local circulator/shuttles. Select a route/service from the navigation pane to the left to find the route schedules and maps you need.
- If you prefer, you may download a PDF file of any route from the printed version of the Bus Book by clicking on the PDF link in the upper right-hand corner of each route page (requires Adobe Acrobat Reader, which may be downloaded for free from [Adobe's Web site](#)).

To better help you navigate the Valley of the Sun, as well as Valley Metro's transit schedules and maps, please refer to the Schedule & Map Legend.

Schedule & Map Legend

On this page we help to explain the symbols and abbreviations we use on our maps, and give you tips for reading schedules.


How to Read Bus Book Maps


The route a bus takes may depend on the day and time you're traveling. There are six different kinds of lines used in route maps to show the route a bus will take. Each line type corresponds to one of the **six** different ways that service can be broken down:

- Weekday, Saturday, and Sunday service
- Weekday and Saturday service
- Weekday service only
- Saturday and Sunday service only
- Saturday service only
- Sunday service only

"**Designated trips**" are those scheduled only for certain time periods each weekday.











Map Symbols

 Weekday, Saturday, and Sunday service

 Weekday and Saturday service

 Nonstop express

 Park-and-ride location

- | | | | |
|---|----------------------------------|---|---------------------------|
|  | Weekday service only |  | Connecting route |
|  | Saturday and Sunday service only |  | Bike locker |
|  | Saturday service only |  | Bike stand |
|  | Sunday service only |  | Direction of travel |
|  | Designated trips only |  | Connection to RAPID route |
- Indicates that an inset map of the enclosed area appears next to the route map. A box is also used to indicate that a detailed map of the enclosed area can be found on the fold-out map at the front of the Bus Book. (Connecting routes are shown on the detailed map.)
- X** Indicates an "exception stop," a bus stop along a nonstop express route at which passengers may board or deboard.
- Indicates that the area shown is not a true representation of distance.

Abbreviations

- I-10** Interstate 10 (Papago Freeway) and Interstate 10 (Maricopa Freeway)
- I-17** Interstate 17 (Black Canyon Freeway) and Interstate 17 (Maricopa Freeway)
- SR 51** State Route 51 (Piestawa Peak Parkway)
- SR 101** State Route 101 (Pima Freeway)
- SR 143** State Route 143 (Hohokam Expressway)
- SR 153** State Route 153 (Sky Harbor Expressway)
- SR 202** State Route 202 (Red Mountain Freeway)
- US 60** US Route 60 (Superstition Freeway)

Important Tips about Schedules

- Not all bus stops are shown on the route maps or listed in the schedules. If your bus stop is not listed, use the schedule to estimate when the bus will arrive at your stop.
 - Departure times from park-and-ride facilities are not always listed in the schedules.
 - Times shown in schedules are approximations. Actual arrival and departure times may vary according to traffic conditions. For this reason, it's best to arrive at your bus stop at least five minutes before your bus is scheduled to leave.
 - Morning arrival times in central Phoenix and afternoon arrival times in outlying areas may be earlier or later than listed in the Bus Book depending on traffic conditions.
 - In all schedules, p.m. time points appear in **bold** type.
 - Maps and schedules are subject to change. If this is your first time riding the bus, call (602) 253-5000 for the most up-to-date information.
-